

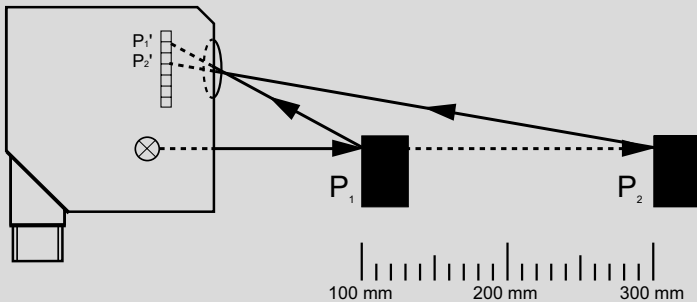
Distance sensors

System description

Distance measurement using triangulation

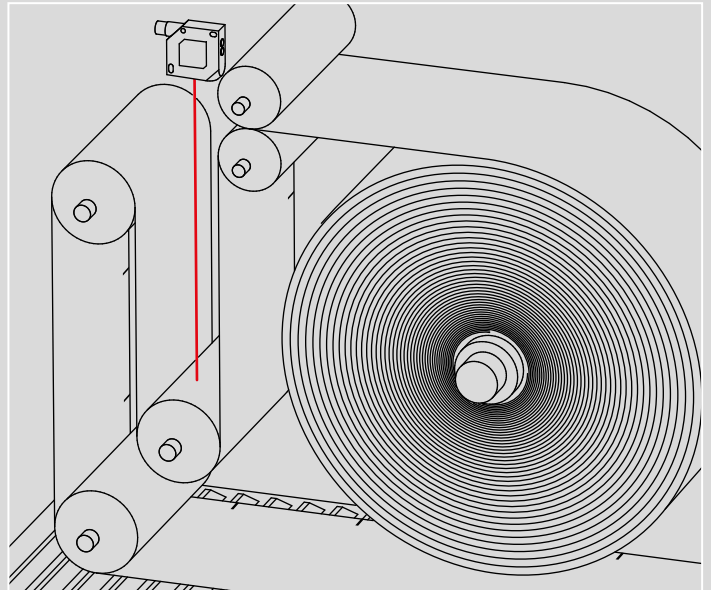
The measurement principle of optical triangulation is suitable for the precise determination of distances at close range. With the help of special receiver optics and a position-sensitive detector (e.g. a photodiode line), the sensor can determine the object distance regardless of its reflectivity (see illustration below). The colour and surface properties (e.g. highly reflective) thus have practically no effect on measurement accuracy.

The FT 50 RLA laser distance sensor provides a signal proportional to the distance, transmitted via the analogue output (e.g. 4 ... 20 mA) or a serial RS485 interface. The switching range of the digital outputs can be set to any zone within the operating range using teach-in.



The triangulation process: with the help of a line-shaped position-sensitive detector, the distance sensor measures the distance to the object regardless of the amount of light reflected.

The light reflected back from the object (P_1) hits the line at point P_1' . The sensor determines the distance signal from this. The light correspondingly hits the detector at a different point (P_2') at object distance P_2 .



Dancer roll control using the FT 50 RLA-220 laser distance sensor

Collision prevention sensors for monorails

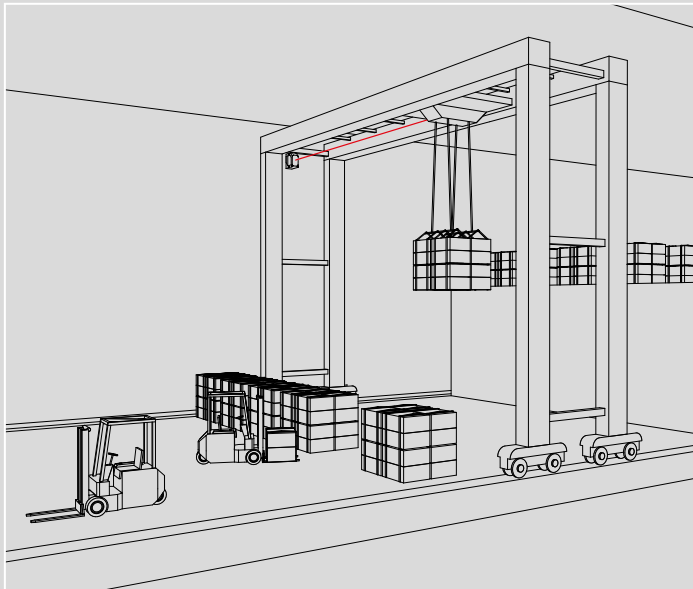
Collision prevention on monorail systems in car production is a special distance measurement task. The FR 85 series was specially developed for this application. These sensors provide excellent measurement results regardless of the reflectivity of the target object, and their comprehensive range of functions is impressive.

The FR 85 offers high measurement accuracy and immunity to ambient light because it is based on time-of-flight technology. A long measurement range (up to 6 m) and flexibly adjustable protection field geometries allow adaptation to the situation on site, even when cornering.

Distance measurement using time-of-flight

SensoPart uses time-of-flight technology to measure longer distances (up to 250 m). The sensor emits pulsed laser light that is reflected by the target object. The distance to the object is determined by the time taken between emission and reception of the light.

The use of pulsed light provides reliable background suppression and very high immunity to ambient light. The distance sensors of the F 90 series, using time-of-flight technology, measure distances of up to 250 m with a high level of accuracy. The sensors are particularly suitable for use on production lines and in handling and warehousing systems due to their reliable detection and long ranges or scanning distances.



Crane positioning with FR 92 distance sensor

Inductive analogue sensors

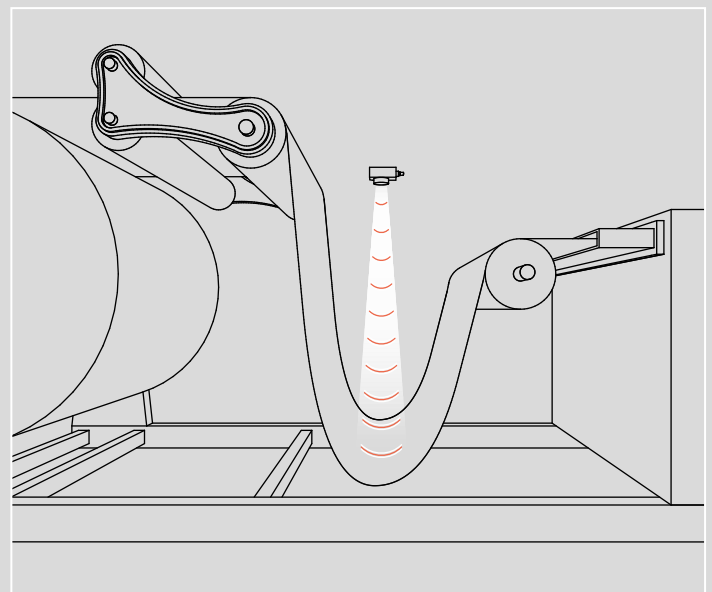
The reasonably priced solution for metallic objects. Compared to optical or ultrasonic sensors, inductive distance sensors have only limited ranges. They are still used under harsh conditions, in particular, as a result of their great robustness.

- Inductive distance sensors with analogue output of 4 ... 20 mA
- Operating range of 0 ... 6 mm to 4.5 ... 12 mm
- Falling characteristic line on approach
- Robust metal housings

Ultrasonic sensors

Ultrasonic sensors are the right choice for materials with which optical systems cannot be reliably operated. Ultrasonic sensors work using the time-of-flight of sound. The sensor emits ultrasonic pulses. The target object reflects the sound. The sensor measures the time-of-flight of the pulse and calculates the distance value. This value is transmitted to the controller as a current or voltage signal.

- Operating ranges from 20 ... 6000 mm
- Operating range and analogue output adjustable via teach-in
- Analogue output 0 ... 10 V / 4 ... 20 mA



Monitoring throughput with the UT 20 ultrasonic sensor