



Your future's safe!



MOSAIC

modular safety integrated controller

short form

A unique safety controller: modular, expandable and configurable

Key features

Mosaic is a safety hub able to manage all safety functions of a machinery or a plant.

Configurable and scalable.

Allows cost reductions and minimal wiring.

Mosaic can manage safety sensors and signals such as

Light curtains, photocells, laser scanners, emergency stops, electromechanical switches, guard-lock safety door switches, magnetic switches, RFID switches, safety mats and edges, two-hands controls, hand grip switches, encoders, proximities for safety speed control and analogue sensors (i.e. loading cells, pressure switches, temperature measurement, flow and level measurement, etc.).

Advantages

Reducing the number of devices and wiring used and, therefore, the overall size of the project.

Speeding-up control panel construction.

Allows tamper-proof system configurations.

All logic is configured through a graphic interface. No more laborious wiring is needed as with traditional solutions.

A lower number of electromechanical components also means a better Performance Level and, therefore, a higher Safety Level.

The project report provides the actual values of PFH, DCavg and MTTFd according to EN 13849-1 and EN 62061.



MOSAIC
MOdular SAfety Integrated Controller



Connect up to 14 expansion units to the Master Unit

communication



MBx MCT

speed monitoring



MV0 MV1 MV2

safety relays



MR2 MR4 MOR4 MOR4S8

Master Units



additional I/O



MI802 MI804

additional inputs



MA4 MI8 MI16 MI12T8

additional outputs



MO2 MO4 MO4L MO4L HC S8 POWER MOS8 MOS16

MBx

Field-bus units

- MBP Profibus DP
- MBD DeviceNET
- MBC CANopen
- MBEI EthernetIP
- MBEC EtherCAT
- MBEP Profinet
- MBMR Modbus RTU
- MBEM Modbus TCP
- MBU USB
- MBCCL CC-Link

MCT

Interface connection units

- Interface module allowing the connection of remote expansions via the proprietary MSC bus
- MCT1**
1 connection interface (1 I/O cable)
 - MCT2**
2 connection interface (2 I/O cables)

MV0/MV1/MV2

Speed monitoring units

- Safety speed monitoring (up to PL e) for: Zero speed control, Maximum speed control, Speed range control, Direction
- MV0**
Input for 2 proximity switches
 - MV1**
Input for 1 incremental encoder (TTL, HTL or SIN/COS) and 2 proximity switches
 - MV2**
Input for 2 incremental encoders (TTL, HTL or SIN/COS) and 2 proximity switches

MOR4/MOR4S8

Safety relay output units

- MOR4**
4 safety relays with guided contacts
4 NO contacts (250 VAC 6 A)
4 inputs for Start/Restart interlock and EDM
It is possible to select two different configurations via MSD:
4 independent single channel outputs
2 dual channel outputs
- MOR4S8**
As MOR4, with 8 status outputs (PNP 100 mA)

MR2/MR4/MR8

Safety relay output units

- Safety relays with guided contacts: 2 (MR2), 4 (MR4), 8 (MR8)
- NO contacts: 2 (MR2), 4 (MR4), 8 (MR8)
NC contacts: 1 (MR2), 2 (MR4), 4 (MR8) (250 VAC 6 A)
- NC contacts for EDM feedback: 1 (MR2), 2 (MR4), 4 (MR8)

new

M15

Enhanced Master Unit

- 8 digital inputs
- 4 inputs for Start/Restart interlock and EDM
- 4 single (or 2 pairs) OSSD safety outputs (PNP 400 mA)
- 4 status outputs (PNP 100 mA)
- 4 test outputs (for short-circuits monitoring)

new

M1

Standard Master Unit

- 8 digital inputs
- 2 inputs for Start/Restart interlock and EDM
- 2 pairs OSSD safety outputs (PNP 400 mA)
- 2 status outputs (PNP 100 mA)
- 4 test outputs (for short-circuits monitoring)

New operators

- Timer and delay with longer limits.
- 2 steps restart.
- Multi-level thresholds for speed monitor, timers, etc. (comparators).
- New restart including signal for the push button light (flashing for restart request, off for other conditions).

I/O

- 4 single (or 2 double) safety outputs (PNP 400 mA).
- Status outputs can be converted in feedback inputs (up to 4 feedback input for the 4 single-channel outputs).
- New footprint map for fieldbus modules.

Features*

	M1	M15
Fieldbus inputs	8	32
Safety outputs	16	32
Status outputs	32	48
MSD Operators	64	128
Timer	32	48
Muting	4	8
Safety guard lock	4	8
Probes	16	32

* Features of the System composed by M1/M15 + 14 expansion units

new

MI802/MI804

Input/Output unit

- MI802/MI804***
8 digital inputs
2 (*4) inputs for Start/Restart interlock and EDM
2 pairs (*4 single or 2 pairs) OSSD safety outputs (PNP 400 mA)
2 (*4) status outputs (PNP 100 mA)
4 test outputs (for short-circuits monitoring)

new

MA2/MA4

Analogue input unit

- 2 (MA2) or 4 (MA4) independent isolated analogue channels (500 V)
Each channel can supply 24 VDC up to 30 mA
Each channel can detect a 4-20 mA current or a 0-10 V voltage (selectable via software)
Individual channels can be paired-up to allow sensor reading redundancy

MO2/MO4

Output units

- MO2**
2 pairs OSSD safety outputs (PNP 400 mA)
2 inputs for Start/Restart interlock and EDM
2 status outputs (PNP 100 mA)
- MO4**
4 pairs OSSD safety outputs (PNP 400 mA)
4 inputs for Start/Restart interlock and EDM
4 status outputs (PNP 100 mA)

MI8/MI16/MI12T8

Input units

- MI8**
8 digital inputs
4 test outputs (for short-circuits monitoring)
- MI16**
16 digital inputs
4 test outputs (for short-circuits monitoring)
- MI12T8***
12 digital inputs
8 test outputs (for short-circuits monitoring)

* Can manage up to 4 independent safety mats/edges

new

MO4L

Output unit

- 4 single (or 2 pairs) OSSD safety outputs (PNP 400 mA)
4 inputs for Start/Restart interlock and EDM
4 status outputs (PNP 100 mA)

MO4L HC S8 POWER

High current output unit

- 4 single (or 2 pairs) OSSD safety outputs (PNP 2,0 A)
4 inputs for Start/Restart interlock and EDM
8 status outputs (PNP 100 mA)



MOS8/MOS16

Additional status output units*

- MOS8**
8 status outputs (PNP 100 mA)
- MOS16**
16 status outputs (PNP 100 mA)


* Safety level: SIL 1 - SILCL 1 - PL c



MCM

Mosaic Configuration Memory

Removable memory card. Ideal for saving Mosaic configuration data for subsequent transfer to a new device (without connecting to a PC) or for backup



MSC

Mosaic Safety Communication

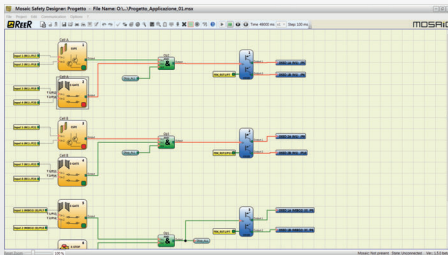
Allows communication between the various units through a proprietary high-speed safety bus

MSD

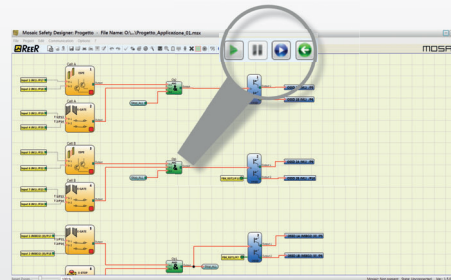
Mosaic Safety Designer

Easy-to-use designer software included with M1 and M1S Master Units. Drag & Drop functionality allows to easily create all logic scenarios in a machine directive compliant environment.

Built-in Monitor



Built-in Simulator



Drag & Drop

User-friendly

Real-time monitor

Design validation

Simulation

Security password

Reports and log files

Project information

MTB

Screw Terminal Blocks

Removable terminal blocks with screw contacts



MCT

Remote Interface Units

Interface module allowing the connection of remote expansion units via the MSC safety bus



MTBC

Clamp Terminal Blocks

Removable terminal blocks with clamp contacts





Your future's safe!

More than 60 years of quality and innovation

Founded in Turin, Italy in 1959, ReeR distinguished itself for its strong commitment to innovation and technology.

A steady growth throughout the years allowed ReeR to become a point of reference in the safety automation industry at a worldwide level.

The Safety Division is in fact today a world leader in the development and manufacturing of safety optoelectronic sensors and controllers.

ReeR is ISO 9001, ISO 14001 and ISO 45001 certified.



ReeR SpA

Via Carcano, 32
10153 Torino, Italy

T +39 011 248 2215
F +39 011 859 867

www.reersafety.com | info@reer.it



Issue 2 - Rev. 1.6
March 2020
8946239
Brochure MOSAIC - English

Printed in Italy

