



Basler

Technical Specification

**GigE CAT 6 high flex cable, SSTP, screw lock, horizontal connector, 10 m
for Runner**

Order Number: 2000028341

Version: 01 Language: 000 (English)

Release Date: 17th February 2009

Basler AG

An der Strusbek 60-62

22926 Ahrensburg, Germany

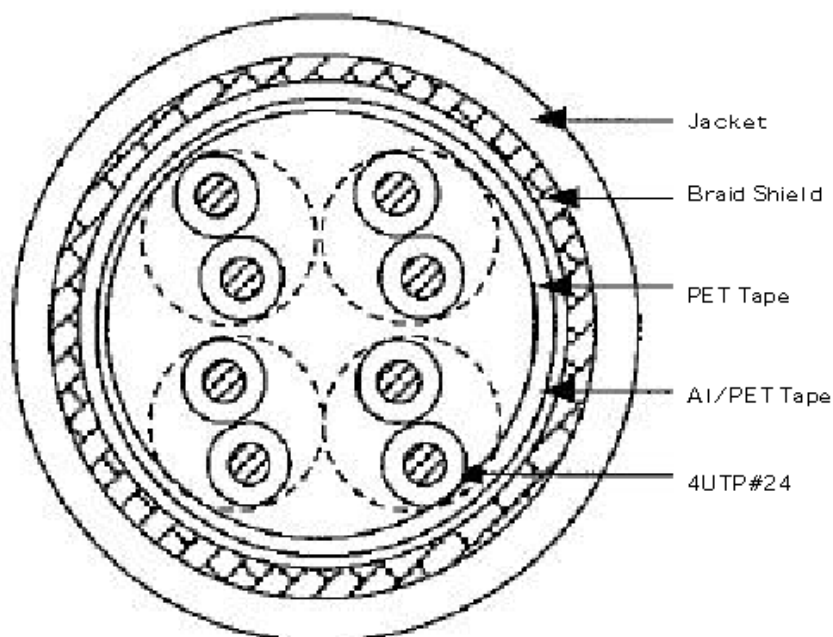
Specification for:

Equipment	GigE CAT6 high flex cable, SSTP; Screw lock, horizontal os, 10 m		
Part description	GigE CAT6 SSTP;Screwlock, horizontal os,hf, 10 m	Order number:	2000028341

Technical Specification:

1) Construction

Conductor	Material	Tinned Annealed Copper
	AWG	24
	Composition (mm)	19/0.12
	Conductor Dia. (mm)	0.60
Insulation	Material	PE
	Normal Thickness (mm)	0.235
	Nom. Insulation Dia (mm)	1.07
	Colour	WH/YE, OR/GR, BR/RD, BK/BL
Twisting (Direction)		2C(S)
Cable Assembly		4UTP+Filler (S)
Cabling	Material	PP
Outer Shield(1)	Material	AL-PET
Outer Shield(2)	Material	Tinned Annealed Copper
	Stranding (mm)	0.12
	Coverage (%)	min. 85
Jacket 1	Material	PVC(Lead free)
	Colour	BLACK
	Nominal Thickness (mm)	0.81
	Diameter (±0.2mm)	6.80
	UL Certification	UL20276 80°C / 30V



2) Flexibility

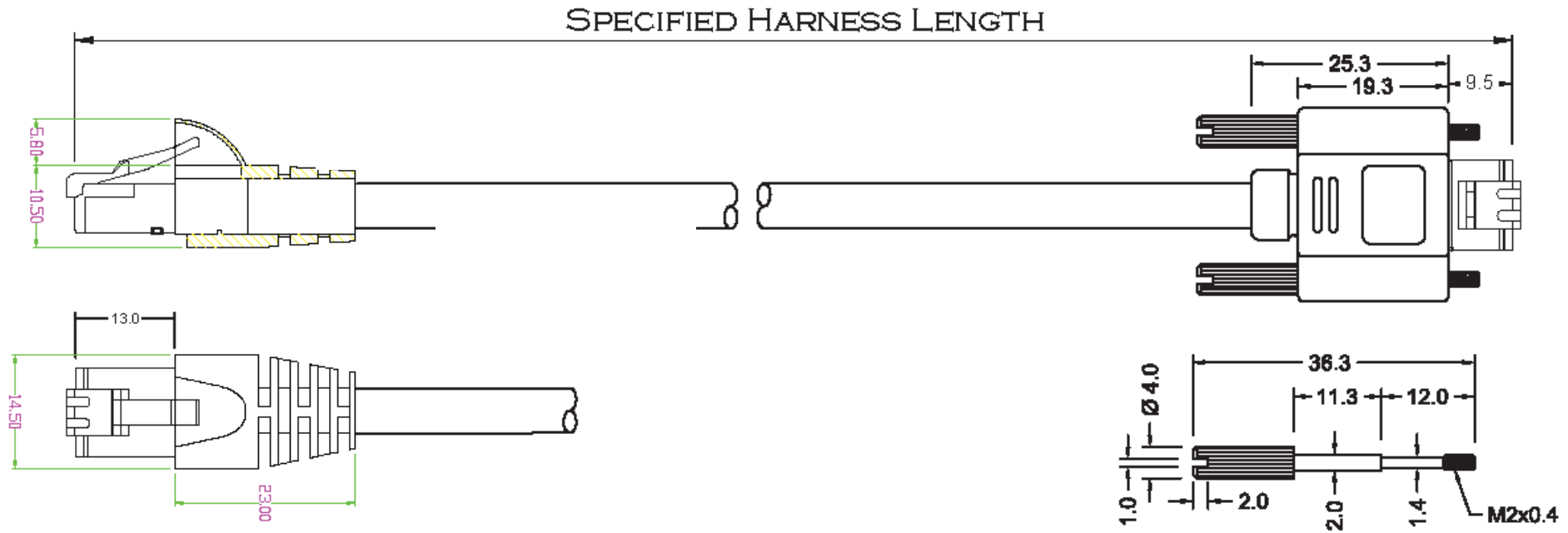
Static Bend	6 x OD (=40.8mm)
Dynamic Flexing	pls check suitability in application
Chain Cable Compliant to	"HN120/0.5" to min. 1000k cycles

3) Cable Performance

Elec. Properties (at 20°C)	Max Conductor DC Resistance (Ω/km)	88
	Min Insulation DC Resistance(MΩ.km)	10
	Dielectric Withstand AC V/1min	500
	Attenuation (nom. dB/100M)	65 (at 250MHz) *
	Characteristic Impedance(TDR)	nom. 100

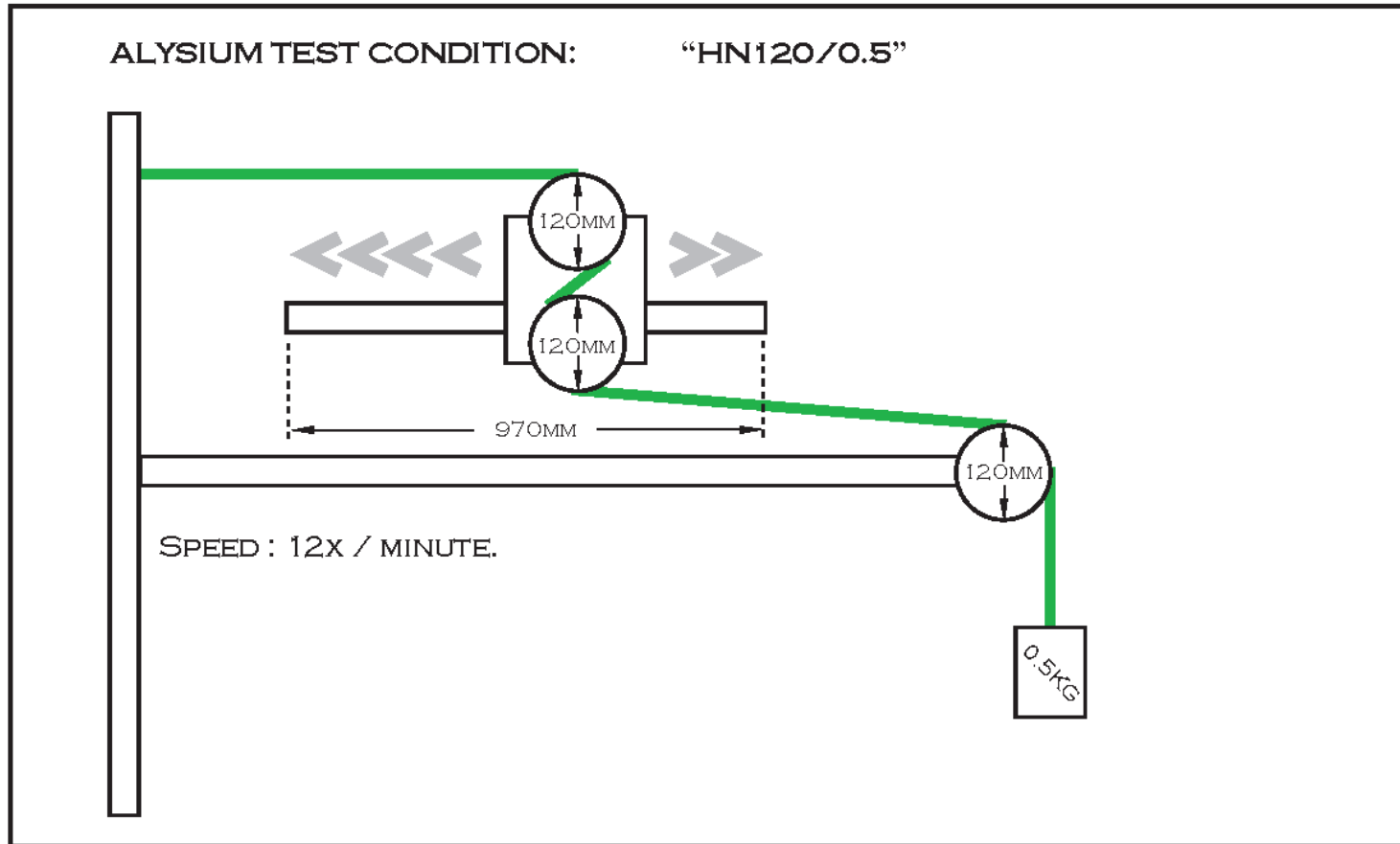
* reference value only

Drawing:



Test Conditions:

1) dragchain test:



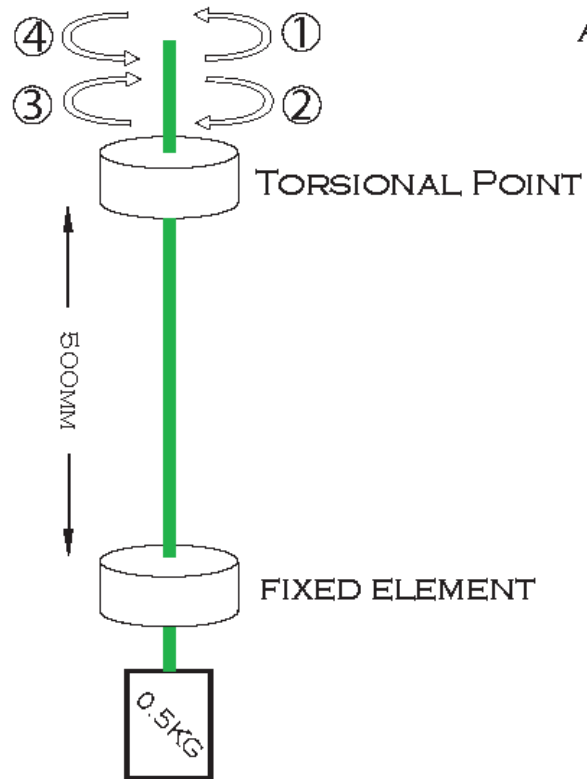
2) Robotic Test:

ALYSIUM TEST CONDITION:

“HNT180/0.5”

SPEED : 30 CYCLES / MINUTE.

ANGLE: +/- 180°



Initial Sample Inspection Report (ISIR) Electrical Properties Measurement Report

Specification: MCDC-(C6)-830A
 Description: CAT6 S-UTP #24 Chain Cable
 Measurements: 1. Characteristic Impedance at TDR (differential mode)
 2. Attenuation

(1) Characteristic Impedance at TDR (differential mode)

Cable Length for Measurement: 1 MTR
 Tester: Tektronix Digital Sampling Oscilloscope, TDS8000
 Results:

Meas. Pt	Impedance Measurement (ohm) *
2ns	Ave. 91
5ns	Ave. 92
Average:	92

* measured with drain wire and remaining conductor floating

Impedance specification is 100 +/- 10 Ohm. We measured impedance at 2ns and 5ns points and took the average readings to compare with the specification values.

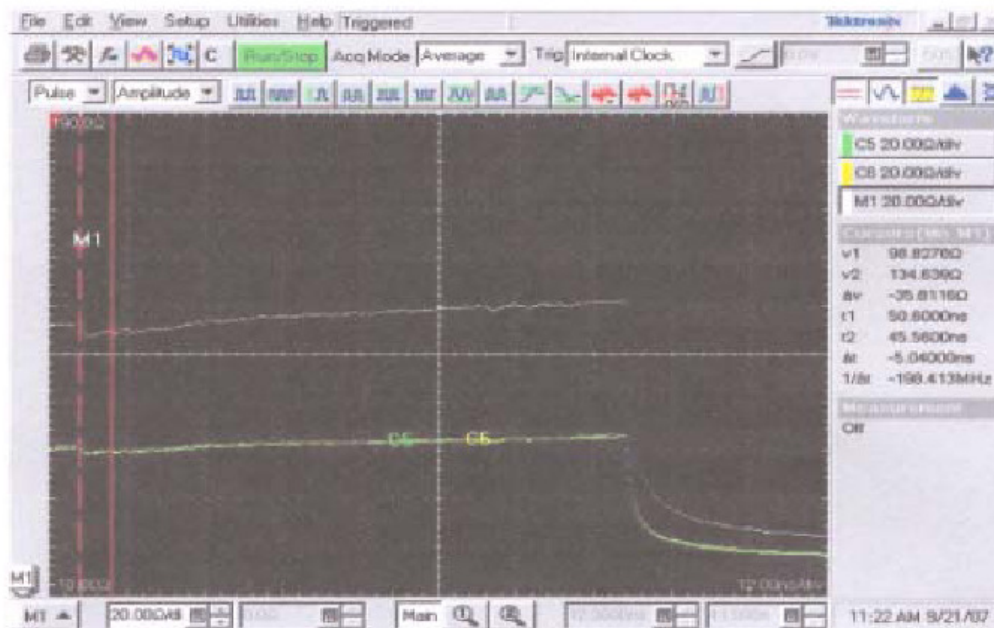


Figure 1: Impedance for WH-YE

(2) Attenuation

Cable Length for Measurement: 10 MTR
 Tester: HP Network Analyzer, 8753E
 Balun Model: AESA, BAL 1000 (1GHz)

Attenuation results taken from ave. Results

Measurement Point (MHz)	Attenuation Measurement (dB/M)
100	ave. 0.30
200	ave. 0.45
250	ave. 0.50
400	ave. 0.70
1000	ave. 1.50



Remarks: Above data are measurements from a typical lot, not a guarantee.

Contacting Basler Support Worldwide

Europe:

Basler AG
An der Strusbek 60 - 62
22926 Ahrensburg
Germany

Tel.: +49-4102-463-500
Fax.: +49-4102-463-599

bc.support.europe@baslerweb.com

Americas:

Basler, Inc.
855 Springdale Drive, Suite 160
Exton, PA 19341
U.S.A.

Tel.: +1-877-934-8472
Fax.: +1-610-280-7608

bc.support.usa@baslerweb.com

Asia:

Basler Asia Pte. Ltd.
8 Boon Lay Way
03 - 03 Tradehub 21
Singapore 609964

Tel.: +65-6425-0472
Fax.: +65-6425-0473

bc.support.asia@baslerweb.com

www.baslerweb.com

All material in this publication is subject to change without notice and is copyright Basler Vision Technologies.