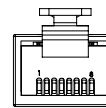

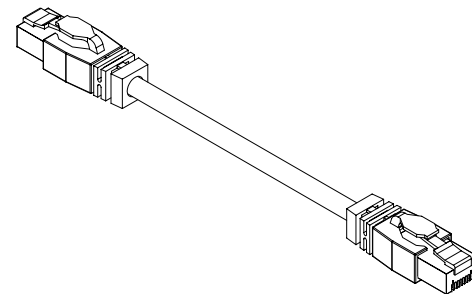
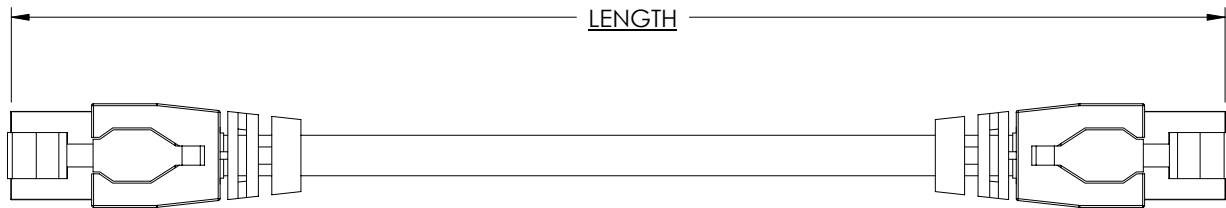


THE INFORMATION CONTAINED IN THIS DRAWING IS THE SOLE PROPERTY OF L-COM, INC. ANY REPRODUCTION IN PART OR WHOLE WITHOUT THE WRITTEN PERMISSION OF L-COM, INC. IS PROHIBITED.

REVISIONS			
REV	DESCRIPTION	DATE	APPROVED
A	RELEASED FOR PRODUCTION	10/3/00	DFP
B	CHANGED CABLE DESCRIPTION TO CAT5E (ECN1199)	8/29/02	DFP
C	CHANGE WIRE GAGE. ADD PRODUCT VALIDATION (ECN1343)	03/24/03	DFP
D	JACKET COLOR WAS BONE (ECN1351)	04/01/03	DFP



2X RJ45 SHIELDED PLUG  
(8 X 8)

**SPECIFICATIONS:**

ASSEMBLY MEETS REQUIREMENTS OF EIA/TIA 568 CATEGORY 5e.

**MATERIALS:**

- PLUGS: POLYCARBONATE, UL94V-0
- CONTACTS: PHOSPHOR BRONZE WITH 50 μINCHES GOLD PLATING
- CABLE: SHIELDED CATEGORY 5e  
FOUR TWISTED PAIR  
26 AWG STRANDED COPPER  
100Ω NOMINAL IMPEDANCE  
UL STYLE 2835  
D IVORY PVC JACKET

**ENVIRONMENTAL:**  
TEMPERATURE: -20°C TO 60°C

WIRING CHART		
PIN	COLOR	PIN
1	WHITE/ORANGE	1
2	ORANGE	2
3	WHITE/GREEN	3
4	BLUE	4
5	WHITE/BLUE	5
6	GREEN	6
7	WHITE/BROWN	7
8	BROWN	8
SHIELD	DRAIN WIRE	SHIELD

PAIRING AND PIN-OUT COMPATIBLE WITH TIA/EIA 568B WIRING SCHEDULE

UNLESS OTHERWISE SPECIFIED, DIMENSIONS ARE IN INCHES  
TOLERANCES ARE:  
X ±.1  
.XX ±.05  
.XXX ±.005  
CABLE LENGTH TOLERANCE  
<300' ±5% >300' ±2%

MODEL NUMBER	LENGTH	
	FEET	METERS
TRD855SCR-2	2	0.61
TRD855SCR-3	3	0.91
TRD855SCR-5	5	1.52
TRD855SCR-7	7	2.13
TRD855SCR-10	10	3.05
TRD855SCR-15	15	4.57
TRD855SCR-25	25	7.62
TRD855SCR-50	50	15.24
TRD855SCR-100	100	30.49

APPROVALS	DATE
DRAWN DOUG PARHAM CHECKED	10/2/2000
TOM CLARK APPROVED BY	10/3/2000
RON CARRICK	10/3/2000

CONFIGURATION DETAILS OF UNDIMENSIONED FEATURES MAY VARY

**L-com**  
CONNECTIVITY PRODUCTS  
45 BEECHWOOD DRIVE  
NORTH ANDOVER, MA  
01845

PRODUCT DESCRIPTION  
CATEGORY 5e PATCH CORD

DRAWING TITLE  
OUTLINE DRAWING

SIZE	FSCM NO.	DWG. NO.	REV.
A	43321	TRD855SCR-2-OD1	D
SCALE 1:1	CAD FILE: TRD855SCR-2-OD1.SLDDRW	SHEET 1 OF 1	