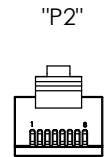
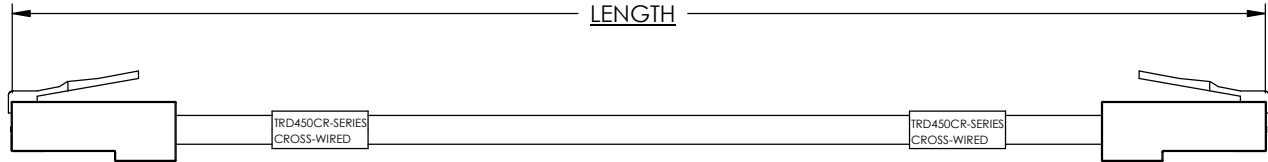
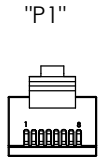


THE INFORMATION CONTAINED IN THIS DRAWING IS THE SOLE PROPERTY OF L-COM, INC. ANY REPRODUCTION IN PART OR WHOLE WITHOUT THE WRITTEN PERMISSION OF L-COM, INC. IS PROHIBITED.

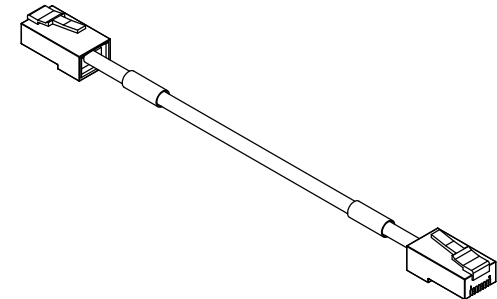
REVISIONS			
REV	DESCRIPTION	DATE	APPROVED
A	RELEASED FOR PRODUCTION	9/4/01	DFP
B	ECN1543: CABLE WAS CAT 5. ADDED PRODUCT VALIDATION	10/8/03	DFP
.	.	.	.
.	.	.	.



2X RJ45 PLUG  
(8X8)

WIRING CHART		
"P1"	"P2"	COLOR
1	3	WHITE / ORANGE
2	6	ORANGE
3	1	BLUE
6	2	WHITE / BLUE

TABLE	
MODEL NUMBER	LENGTH (FEET)
TRD450CR-2	2
TRD450CR-3	3
TRD450CR-5	5
TRD450CR-7	7
TRD450CR-10	10
TRD450CR-15	15
TRD450CR-25	25
TRD450CR-50	50
TRD450CR-100	100



**SPECIFICATIONS:**

ASSEMBLY MEETS REQUIREMENTS OF EIA/TIA 568 CATEGORY 5e.  
PLUGS MEET REQUIREMENTS OF FCC PART 68.5

**MATERIALS:**

PLUGS: UL94V-0 COMPLIANT POLYCARBONATE  
CONTACTS: PHOSPHOR BRONZE  
PLATING: 50 μINCHES GOLD  
CABLE: UNSHIELDED  
CONDUCTORS: TWO TWISTED PAIRS  
24 AWG STRANDED COPPER  
JACKET: PVC COLOR: BEIGE-GRAY

**ENVIRONMENTAL:**

TEMPERATURE RANGE: -20°C TO 60°C

UNLESS OTHERWISE SPECIFIED,  
DIMENSIONS ARE IN INCHES  
TOLERANCES ARE:  
.X ±.1  
.XX ±.05  
.XXX ±.005  
CABLE LENGTH TOLERANCE  
<300" ±5% >300" ±2%

APPROVALS	DATE
DRAWN BY D PARHAM	8/29/2001
CHECKED BY T CLARK	9/4/2001
APPROVED BY R CARRICK	9/4/2001

CONFIGURATION DETAILS OF  
UNDIMENSIONED FEATURES  
MAY VARY

<b>L-com</b> CONNECTIVITY PRODUCTS		45 BEECHWOOD DRIVE NORTH ANDOVER, MA 01845	
PRODUCT DESCRIPTION <b>CAT 5e CROSSOVER CABLE</b>			
DRAWING TITLE <b>OUTLINE DRAWING</b>			
SIZE <b>A</b>	FSCM NO. <b>43321</b>	DWG. NO. <b>TRD450CR-2-OD1</b>	REV. <b>B</b>
SCALE: NONE		CAD FILE: TRD450CR-2-OD1.SLDDRW	SHEET 1 OF 1