

SRF SERIES

INSTRUCTION MANUAL

Slot sensor

CONTROLS

YELLOW LED ON – object presence
YELLOW LED OFF – object absent

SENSITIVITY TRIMMER

This trimmer can be used to adjust sensitivity of the sensor.

N.O. / N.C. TRIMMER – OUTPUT

This trimmer can be used to adjust the output status.

WARNING: The trimmer rotation is limited to 270° by a mechanical stop.

Do not apply excessive torque when adjusting.

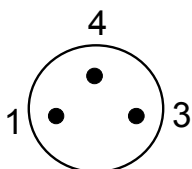
CONNECTIONS

BROWN 1 + 10 ... 30 Vdc

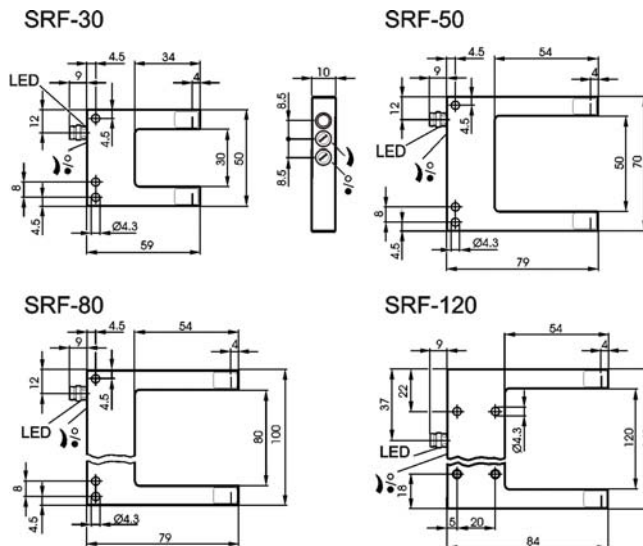
BLACK 4 OUTPUT

BLUE 3 - 0 V

M8 connector



DIMENSIONS



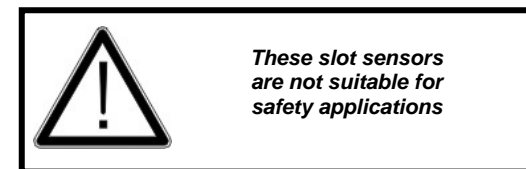
TECHNICAL DATA

	SRF-30	SRF-50	SRF-80	SRF-120
Power supply:	10 ... 30 Vdc; reverse polarity protected			
Ripple:	2 Vpp max.			
Current consumption (output current excluded):	35mA max.			
Outputs:	PNP or NPN / N.O. / N.C. selectable			
Output current:	200 mA max. with short-circuit protection			
Output saturation voltage:	3 V max. PNP / 2.5 V max. NPN			
Response time:	333 μs			
Switching frequency:	1500 Hz			
Hysteresis:	≤0.1 mm	≤0.15 mm	≤0.2 mm	
Resolution:	0.3 mm	0.5 mm		0.8 mm
Repeatability:	0.02 mm	0.04 mm	0.06 mm	0.08 mm
Humidity:	35 ... 85% rH non condensing			
Indicators:	YELLOW LED			
Setting:	sensitivity trimmer and N.O./N.C. trimmer			
Operating temperature:	-10 ... 60°C			
Storage temperature:	-20 ... 70°C			
Dielectric strength:	500 Vac 1 min., between electronics and housing			
Insulating resistance:	>20 MΩ 500 Vdc, between electronics and housing			
Emission type:	LED RED 640 nm			
Ambient light rejection:	5 kLux			
Vibration:	0.5 mm amplitude, 10 ... 55 Hz frequency, for every axis (EN60068-2-6)			
Shock resistance:	11 ms (30 G) 6 shock for every axis (EN60068-2-27)			
Slot width:	30 mm	50 mm	80 mm	120 mm
Housing:	GDZn			
Lenses:	Glass			
Protection class:	IP67			
Connections:	M8 3 pole connector			
Weight:	36 g.	54 g.	77 g.	118 g.

SETTING

Sensor setting

- Place the object to read in the sensor slot using the reference marks on the tip for alignment.
- Turn the sensitivity with the trimmer in order to obtain the correct reading of the object.



DECLARATION OF CONFORMITY

We DATALOGIC AUTOMATION declare under our sole responsibility that these products are conform to the 2004/108/CE and successive amendments.

WARRANTY

DATALOGIC AUTOMATION warrants its products to be free from defects.

DATALOGIC AUTOMATION will repair or replace, free of charge, any product found to be defective during the warranty period of 36 months from the manufacturing date.

This warranty does not cover damage or liability deriving from the improper application of DATALOGIC AUTOMATION products.

DATALOGIC AUTOMATION

Via Lavino 265 - 40050 Monte S. Pietro - Bologna - Italy

Tel: +39 051 6765611 - Fax: +39 051 6759324

www.automation.datalogic.com e-mail: info.automation.it@datalogic.com

DATALOGIC AUTOMATION cares for the environment: 100% recycled paper. DATALOGIC AUTOMATION reserves the right to make modifications and improvements without prior notification.

Datalogic and the Datalogic logo are registered trademarks of Datalogic S.p.A. in many countries, including the U.S.A. and the E.U.

826002003 Rev.C © Copyright Datalogic 2008-2010